

Non-Addressable Audible Visual Devices Sounders, Beacons, Sounder Beacons

- ✓ Full approval - EN 54-23, EN 54-3, CPR, RoHS
- ✓ Consistent light coverage at any orientation
- ✓ High performance sound output - 32 approved tones
- ✓ Universal device for wall and ceiling mount
- ✓ Full compliance to EN 54-23 C and W categories
- ✓ Synchronised flash & sound output
- ✓ Choice of red or white flash
- ✓ Flexible installation options



Fast installation, safe evacuation

The portfolio of non-addressable beacons, sounder and combined sounder beacon is ideal for applications where audible and / or visual alarm devices are required.

The products in compact design feature high output LEDs, advanced optics and an innovative lens design, providing outstanding sound output and omni-directional light coverage at low current draw.

Specifically designed and approved to meet both standards EN 54-3 and EN 54-23, the conventional signaling devices are available with red or white flash, delivering synchronized audible and visual cues, outstanding quality, reliability and extended operational life.

The visual devices are fully compliant to EN 54-23 C and W categories - wall and ceiling mount applications.

Visual alarm devices acc. to EN 54-23, cat. W and C

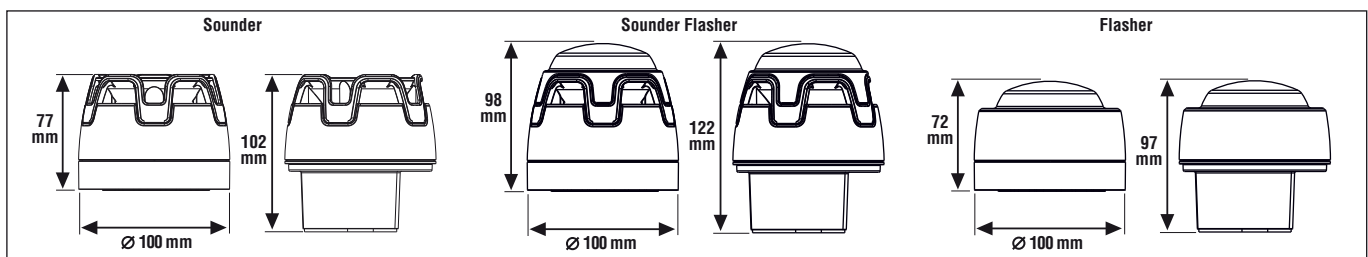
The visual alarm devices according to EN 54-23 for wall and ceiling mount applications are equipped with red or white flash and with shallow base. The signalling device is specified for square coverage volume W-2,4-9,0* and cylindrical coverage volume C-3-9,5 / C-6-9,5 / C-9-9,5*.

Audible devices according to EN 54-3

The acoustic signalling device according to EN 54-3, in red or white housing, offers a selection of 32 acoustic signals including the DIN tone as well as additional country-specific acoustic tones. All tones are approved to EN 54-3. The configuration is carried out via a 6-way DIP switch. Up to two different acoustic signals can be activated. The sounder is delivered with shallow base, suitable for wall and ceiling mount applications.

Combined alarm device EN 54-23 cat. W+C

The combined Sounder Beacon according to EN 54-3 & EN 54-23, in red or white housing, offers a selection of 32 acoustic signals including the DIN tone as well as additional country-specific acoustic tones. All tones are approved to EN 54-3. The configuration is carried out via a 6-way DIP switch. Up to two different acoustic signals can be activated. The visual alarm device with red or white flash is specified to EN 54-23 for square coverage volume W-2,4-8,9* and cylindrical coverage volume C-3-10 / C-6-10*. The device is delivered with shallow base, suitable for wall and ceiling mount applications.



* Values for white flash



Specifications

Type	Sounder	Flasher	Flasher	Sounder Flasher	Sounder Flasher	Sounder Flasher
Part No.	CWSO-RR-S1	CWST-RR-S5	CWST-WW-S5	CWSS-RR-S5	CWSS-WW-S5	CWSS-RR-S3
	CWSO-WW-S1					
Operating Voltage	9 ... 29 V DC	12 ... 29 V DC	12 ... 29 V DC	12 ... 29 V DC	12 ... 29 V DC	12 ... 29 V DC
Alarm current @ 24 V DC	33.39 mA*	37 mA	37 mA	69.9 mA*	69.9 mA*	35.4 mA*
Sound pressure @ 24 V DC	102.1 dB (A)*	---	---	102.7 dB (A)*	102.7 dB (A)*	102.5 dB (A)*
Housing color	red	red	white	red	white	red
	white				red	
Flash color	---	red	white	red	white	red
					white	
Flash frequency	---	0.5 Hz	0.5 Hz	0.5 Hz	0.5 Hz	0.5 Hz
EN 54-23 Category	---	W-2,4-6,2 C-3-9,4 / C-6-8,2	W-2,4-9,0 C-3-9,5 / C-6-9,5 / C-9-9,5	W-2,4-6,0 C-3-8,9 / C-6-8,2	W-2,4- 8,9 C-3-10 / C-6-10	Cat. O for 24 ... 29 V DC
Weight	ca. 190 g	ca. 164 g	ca. 164 g	ca. 248 g	ca. 248 g	ca. 236 g
Dimension Ø x H	100 x 77 mm	100 x 72 mm	100 x 72 mm	100 x 98 mm	100 x 98 mm	100 x 98 mm
Incl. IP base	100 x 102 mm	100 x 97 mm	100 x 97 mm	100 x 122 mm	100 x 122 mm	100 x 122 mm
VdS No.	G 215015	G 215016	G 215016	G 215013	G 215013	G 215014
Specification	EN 54-3	EN 54-23	EN 54-23	EN 54-3/-23	EN 54-3/-23	EN 54-3/-23














* for DIN tone

General Specifications

Operating temperature	-25 °C ... +70 °C
Air humidity	< 96 % (without condensation)
Type of protection	IP 21C, IP 65 with CWW/CWR and accessory
Material	PC/ABS, UL94-V0
Color	red, similar to RAL 3020 / white, similar to RAL 9003

Order information

Part No.

Sounder, red	CWSO-RR-S1	
Sounder, white	CWSO-WW-S1	
Beacon RR EN 54-23 Cat. W+C, red Flash	CWST-RR-S5	
Beacon WW EN 54-23 Cat. W+C, white Flash	CWST-WW-S5	
Sounder Beacon RR EN 54-23 Cat. W+C, red Flash	CWSS-RR-S5	
Sounder Beacon WW EN 54-23 Cat. W+C, white Flash	CWSS-WW-S5	
Sounder Beacon RW EN 54-23 Cat. W+C, white Flash	CWSS-RW-S5	
Sounder Beacon RR EN 54-3 Cat. O, red Flash	CWSS-RR-S3	
Beacon White Amber lens	CWST-WA-S7	
Deep/ IP 65 base, red, PU = 5	CWR	5 x 
Deep/ IP 65 base, white, PU = 5	CWW	5 x 
Deep base O-Ring, PU = 5	PS188	
Deep base gasket, PU = 5	PS189	
Earther strap, PU = 5	SC076	